





1-800-BOLLARDS

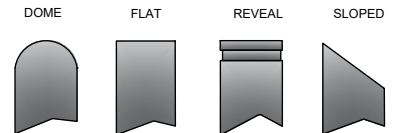
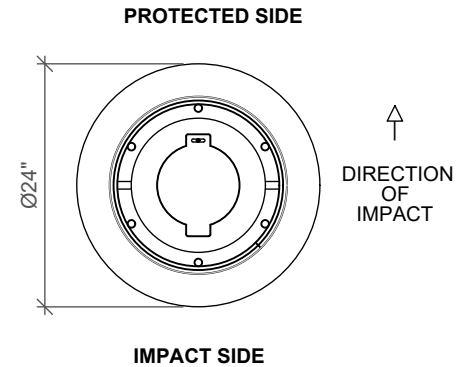
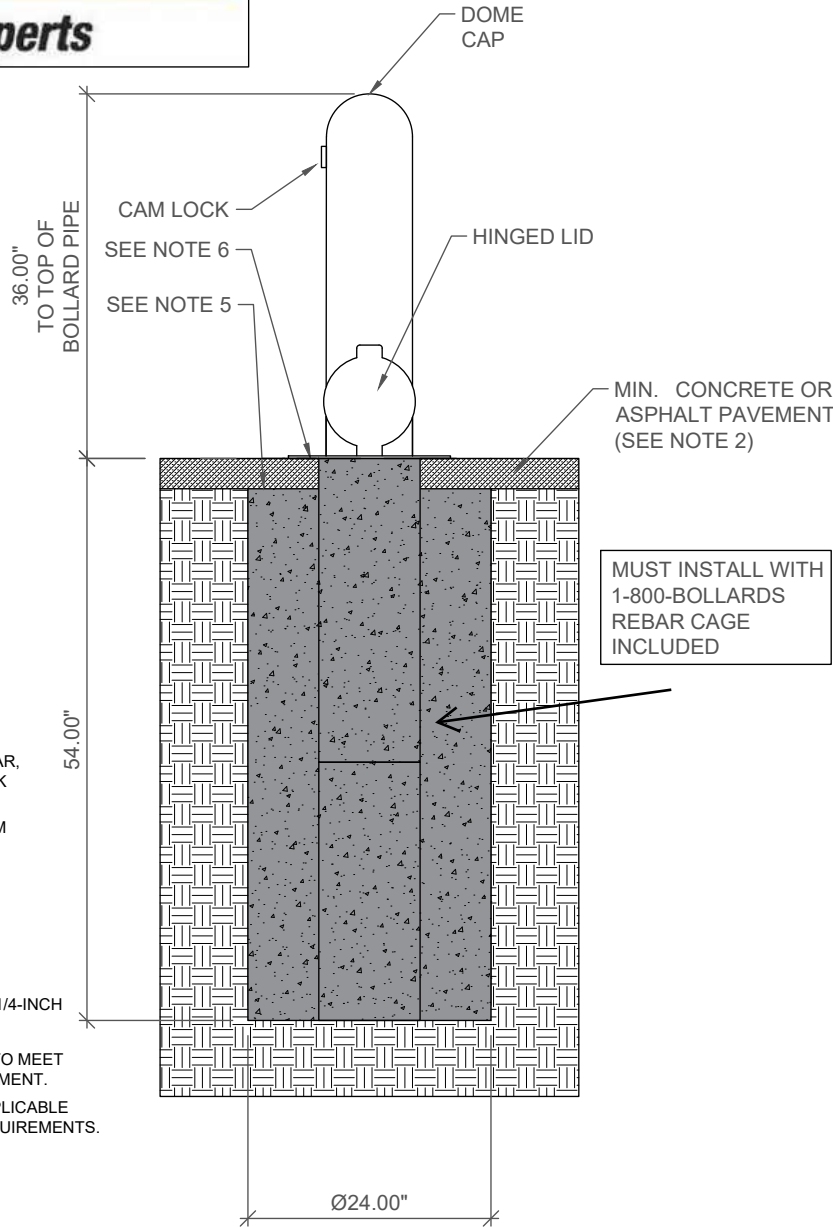
The Bollard Experts

- SELECT DESIRED MATERIAL:
(8" NOMINAL SIZE)
 - RSCCES30CD SCH 80 CARBON STEEL
 - RSSCES30CD SCH 80 STAINLESS STEEL
- SELECT DESIRED STAINLESS STEEL BOLLARD FINISH:
 - POLISHED #4 FINISH
 - AS SPECIFIED _____
- SELECT DESIRED CARBON STEEL BOLLARD FINISH:
 - POWDER COAT RAL # _____
 - AS SPECIFIED _____
- SELECT DESIRED STAINLESS STEEL BOLLARD MATERIAL:
 - TYPE 304
 - TYPE 316
- SELECT DESIRED BOLLARD CAP STYLE:
 -  DOME
 -  FLAT
 -  REVEAL
 -  SLOPED

NOTES:

1. MAXIMUM BOLLARD SPACING IS 5-FT ON-CENTER.
2. MIN. 3-INCH THICK CONCRETE SLAB WITH #3 REBAR, 18-INCHES ON-CENTER EACH WAY OR 5-INCH THICK ASPHALT PAVEMENT REQUIRED.
3. DRILLED SHAFT CONCRETE: $f_y = 4,000$ PSI MINIMUM UNCONFINED COMPRESSIVE STRENGTH.
4. USE SONOTUBE IN SANDY OR OTHER SOILS THAT MIGHT CAVE IN.
5. COLD-JOINT ACCEPTABLE THIS LINE FOR NEW INSTALLATIONS IN MONOLITHIC POUR CONCRETE PAVEMENT.
6. SLOPE TOP OF CONCRETE AWAY FROM BOLLARD 1/4-INCH FROM PIPE TO EDGE OF DRILLED SHAFT OR CAP.
7. INCREASE DEPTH OF CAISSON AND REBAR CAGE TO MEET LOCAL JURISDICTION MIN. FROST DEPTH REQUIREMENT.
8. END-USER IS RESPONSIBLE FOR MEETING ALL APPLICABLE FEDERAL, STATE, AND LOCAL BUILDING CODE REQUIREMENTS.

1. INSTALLATION TO BE COMPLETED IN ACCORDANCE WITH MANUFACTURER'S SPECIFICATIONS.
2. DO NOT SCALE DRAWING.
3. THIS DRAWING IS INTENDED FOR USE BY ARCHITECTS, ENGINEERS, CONTRACTORS, CONSULTANTS AND DESIGN PROFESSIONALS FOR PLANNING PURPOSES ONLY.
4. ALL INFORMATION CONTAINED HEREIN WAS CURRENT AT THE TIME OF DEVELOPMENT BUT MUST BE REVIEWED AND APPROVED BY THE PRODUCT MANUFACTURER TO BE CONSIDERED ACCURATE.



REVISIONS			
LTR	DESCRIPTION	DATE	APPVD
COMMENTS			

SPECIFICATIONS
 HEIGHT: 36"
 DIAMETER: 8.625"
 WALL THICKNESS: SCH 80

APPLICATION		SERIES NUMBER:	CAGE CODE	SIZE	DRAWING NUMBER:
NEXT ASSY	USED ON	S30 Core In Cutsheet			
		REMOVEABLE BOLLARD			
		PRODUCT CLASS: STANDARD OR CUSTOMER DEFINED	DRAWN BY: AJA		DRAWING REV:
		PRODUCT LINE: BOLLARD	CHECKED BY:		SHEET: 1 of 1
		PRODUCT SUB LINE: FIXED	APPROVED BY:		RELEASE DATE:
		1-800-BOLLARDS, Inc. 10 Hughes Suite 4105 Irvine, CA 92618 PHONE: 1-800-BOLLARDS WEB: WWW.1800BOLLARDS.COM EMAIL: INFO@1800BOLLARDS.COM	TITLE: BOLLARD, PAD LOCK REMOVEABLE		